COUTURE CRAFT · PAPER MEASURING TAPE

Print at 100% / “Actual size” — never “Fit to page”. Cut the six strips, tuck each shaded tab UNDER the previous strip so the joint lines meet exactly, tape flat. Finished tape: 60 in / 152.4 cm. Check: every strip measures exactly 10 in / 25.4 cm between its joint lines.

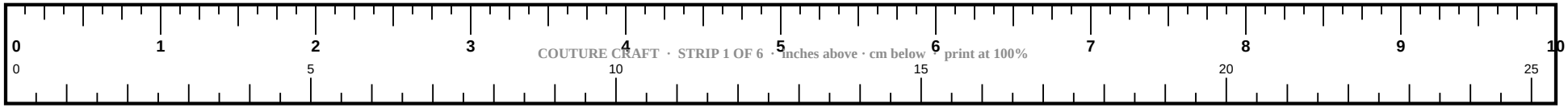

0 — START (hold this end at the body)

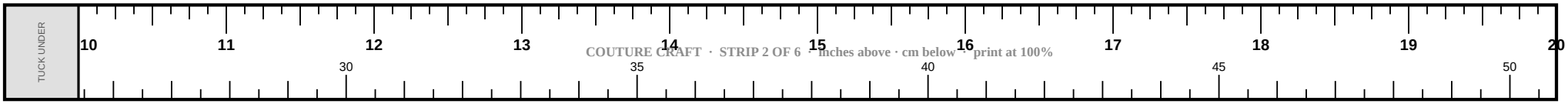

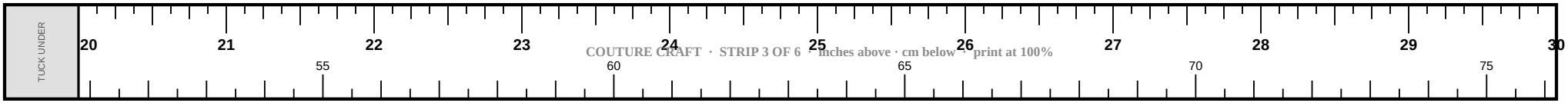

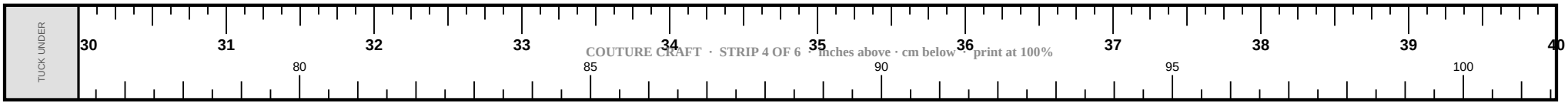

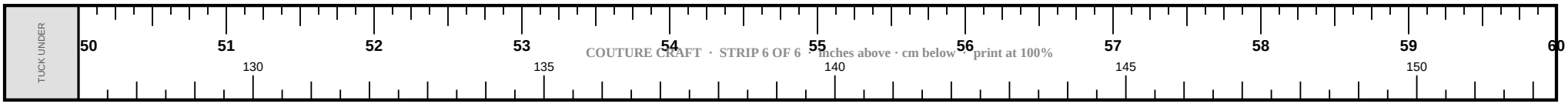

60 in / 152.4 cm

SELF-CHECK (no ruler needed): the SHORT edge of this Letter sheet is exactly 8½ in / 21.59 cm — lay strip 1 along it; the 8½ mark must land on the corner.

Tip: for girths, wrap snugly without compressing, and read where the tape meets 0. couture-craft.com